

Presentation for the PhD Reference Group

Global wind energy shipping and logistics

March 17, 2015, Chris Jephson

My own background and experience

4th Reference Group meeting, March 17, 2015

Chris Jephson

Born UK, 1947

Indonesia 1950-1955

BSc in Politics, Economics &
Philosophy

Taiwan 1970

Maersk Container Line 1976

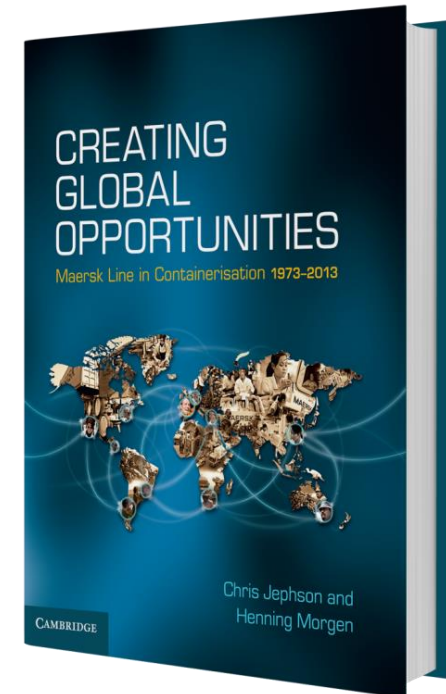
Maersk Line UK 1982

Maersk Logistics 1990

USA 1991-1992


Maersk Line 2005

Author 2012



A. P. Moller - Maersk Group

Operates mainly in the shipping and energy industries



Maersk Line



APM
Terminals



Maersk Oil




Maersk
Drilling



Maersk Supply Service



Maersk Tankers



Damco



Svitser



Maersk Container Industry

2013 Facts

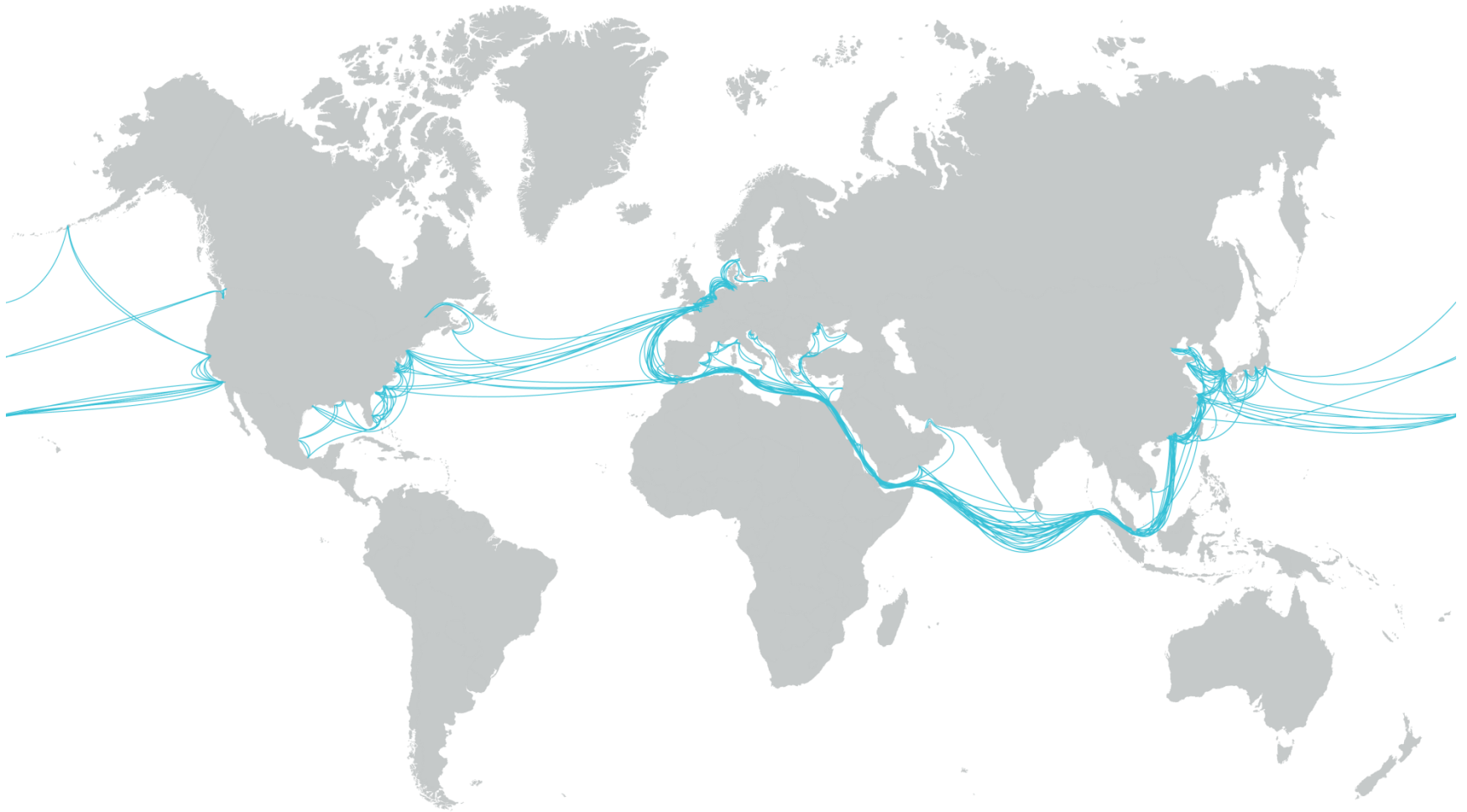
- 89,000 employees
- 135 countries
- \$47b revenue
- \$3,8b profit

Maersk Line Today.....



- Operates about 600 vessels globally of which about 275 are owned
- Staff of about 25,000 land-based and 7,000 sea-based
- Moved about 11 million full containers
- In addition to the Maersk Line brand, operates the following regional container brands:
 - Safmarine
 - MCC Transport
 - Seago Line
 - Mercosul
 - Sealand
- As from 1st January 2015, also in partnership with MSC on a series of East-West trades

The Initial 2M Network



Damco's platform for tomorrow's business

| Retail | Lifestyle | Technology | Industrial | Chemicals |
|--|--|---|---|---|
|   <p>Dansk Supermarked</p>    <p>Save money. Live better.</p>         |             |             |              |           |
|            |              |             | | |


APM Terminals

2000 Investment in terminals reached USD 1.1 Billion

2001 APM Terminals formed.
Operating 20 facilities worldwide

Algeciras in Spain as a hub port,
while Tanjung Pelepas in Malaysia is another

2004 Throughput globally hits
20 million TEU



APM Terminals

2004 APMT moves
headquarters to Holland

2008 Turnover exceeds
USD 3 Billion and throughput
hits 34 million

2013 APMT operates terminals
in 68 countries with 7 new
terminals, 14 expansion
projects, 170 inland locations,
25,000 employees

Maasvlakte 2 uses automated
guided vehicles




Worlds' Top 10 Container Ports 1970-2010

| 1970 | | |
|-----------------------|-------------|-----------|
| Port name | Country | Total TEU |
| Oakland | USA | 336.364 |
| Rotterdam | Netherlands | 242.328 |
| Seattle | USA | 223.740 |
| Antwerp | Belgium | 215.256 |
| Belfast | UK | 210.000 |
| Bremerhaven | Germany | 194.812 |
| Los Angeles | USA | 165.000 |
| Melbourne | Australia | 158.127 |
| Tilbury | UK | 155.082 |
| Larne | UK | 147.309 |
| Top 30 Ports Globally | | 3.777.602 |





| 2010 | | |
|-----------------------|-------------|-------------|
| Port name | Country | Total TEU |
| Shanghai | China | 29.069.000 |
| Singapore | Singapore | 28.431.000 |
| Hong Kong | China (SAR) | 23.699.000 |
| Shenzhen | China | 22.510.000 |
| Busan | Korea | 14.194.000 |
| Ningbo | China | 13.144.000 |
| Guangzhou | China | 12.560.000 |
| Qingdao | China | 12.012.000 |
| Dubai | UAE | 11.600.000 |
| Rotterdam | Netherlands | 11.145.000 |
| Top 30 Ports Globally | | 299.495.000 |

Thank You!



CREATING GLOBAL OPPORTUNITIES

Maersk Line in Containerisation 1973-2013


[Home](#)
[Timeline](#)
[Behind The Scenes](#)
[Debate](#)
[Globalisation Data](#)
[Scenarios](#)
[Buy the Book](#)

The timeline


The story of Maersk Line

1978 SHIP

A-Class ships lengthened and capacity increased to 1,800 TEU



1980 SHIP



1st "Newton" container vessel, *Louisa Maersk* of 2,124 TEU delivered from Odense Steel Shipyard

1980-1981 GENERAL

Containerisation of the Europe/Far East/Europe service and the Middle East Service


1981 COMPANY

Maersk Line becomes the world's 3rd largest container service provider


1981 GENERAL

Containerisation for the Japan/Indonesia service


[Start Here >](#)



TIMELINE Experience the world of Maersk Line in Images and videos.



DEBATE Join the debate on how the future of shipping will turn out.



GLOBALISATION DATA Investigate the numbers behind the book.